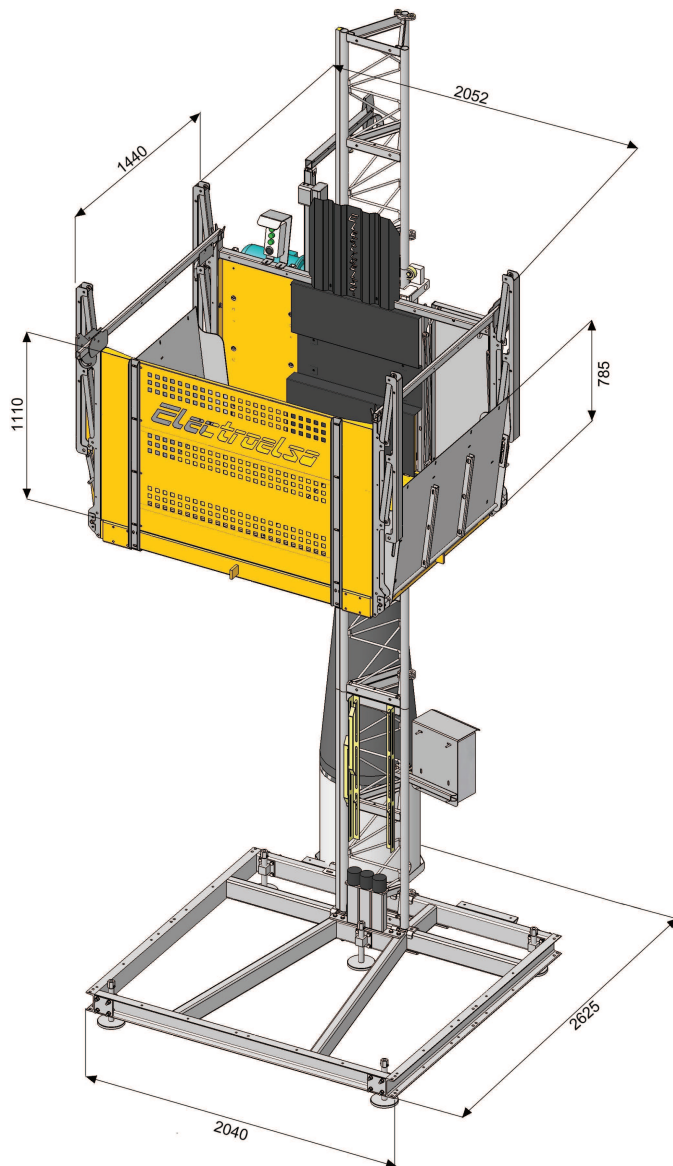
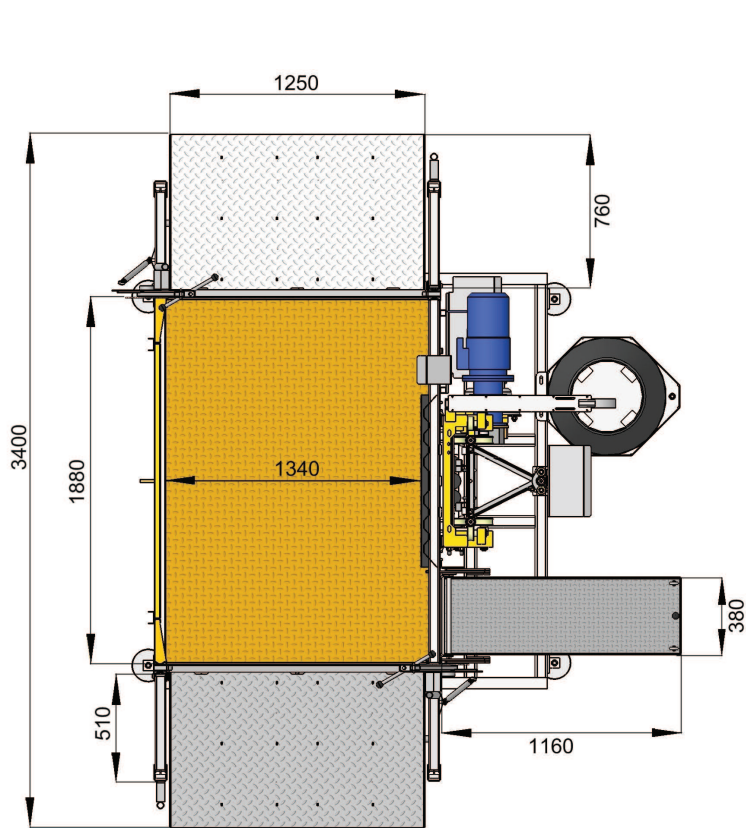














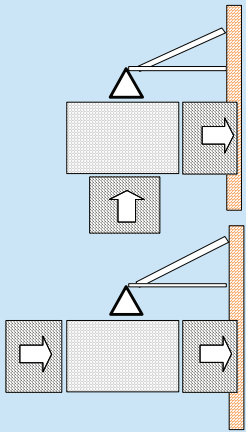
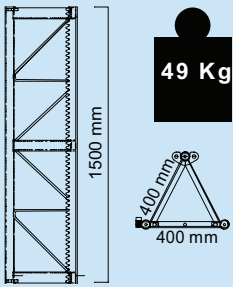
# Платформа за превоз на хора и товари Electroelsa EHPM 900/EHM 900



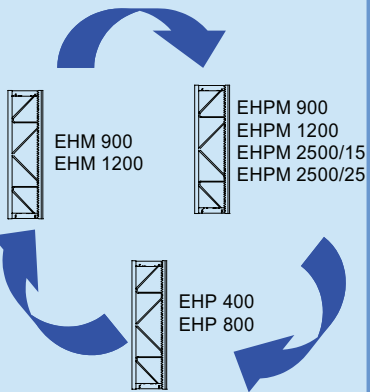
| EHPM 900  |  |
|---|--|
|  | 900 kg    |
|  | + 800 kg  |
|  | + 700 kg  |
|  | + 600 kg  |
|  | + 500 kg  |
|  | + 400 kg  |

| Dati Tecnici                        | Technical Data                          | Données Techniques                 | Datos Tecnicos              | EHPM 900 trifase   | EHM 900 trifase    |
|-------------------------------------|---|------------------------------------|-----------------------------|--------------------|--------------------|
| Capacità di carico                  | Capacity                                | Charge nominale                    | Capacidad de carga          | 900 kg             | 900 kg             |
| Velocità di sollevamento            | Lifting speed                           | Vitesse de lévage                  | Velocidad de elevación      | 12 m/min           | 20 m/min           |
| Massima altezza ancorata            | Max anchored height                     | Hauteur max avec ancrages          | Altura max con anclajes     | 120 m              | 120 m              |
| Dimensioni interne cesta            | Platform dimensions                     | Dimensions du plancher             | Dimensiones de cabina       | 1880x1340 mm       | 1880x1340 mm       |
| Tensione alimentazione              | Input power range                       | Tension d'alimentation             | Tensión de red              | 380/415 V 50/60 Hz | 380/415 V 50/60 Hz |
| Interruttore protezione linea       | Protection switch                       | Interrupteur de protection         | Interruptor de protección   | 16 A               | 16 A               |
| Potenza servizio continuo           | Power of the motors                     | Puissance des moteurs              | Potencia de motorreductores | 1 x 4 kW           | 2 x 3 kW           |
| Corrente di spunto                  | Starting current                        | Ampérage au démarrage              | Intensidad de arranque      | 66 A               | 90 A               |
| Minima potenza di linea consigliata | Minimum line power required (suggested) | Min. puissance de ligne conseillée | Min. potencia linea         | 6 kW               | 10 kW              |

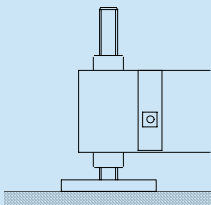
# Платформа за превоз на хора и товари Electroelsa EHPM 900/EHM 900



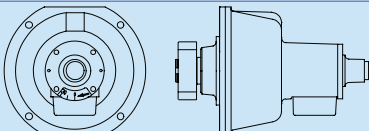
Configurazioni d'accesso possibili  
Possible access configurations



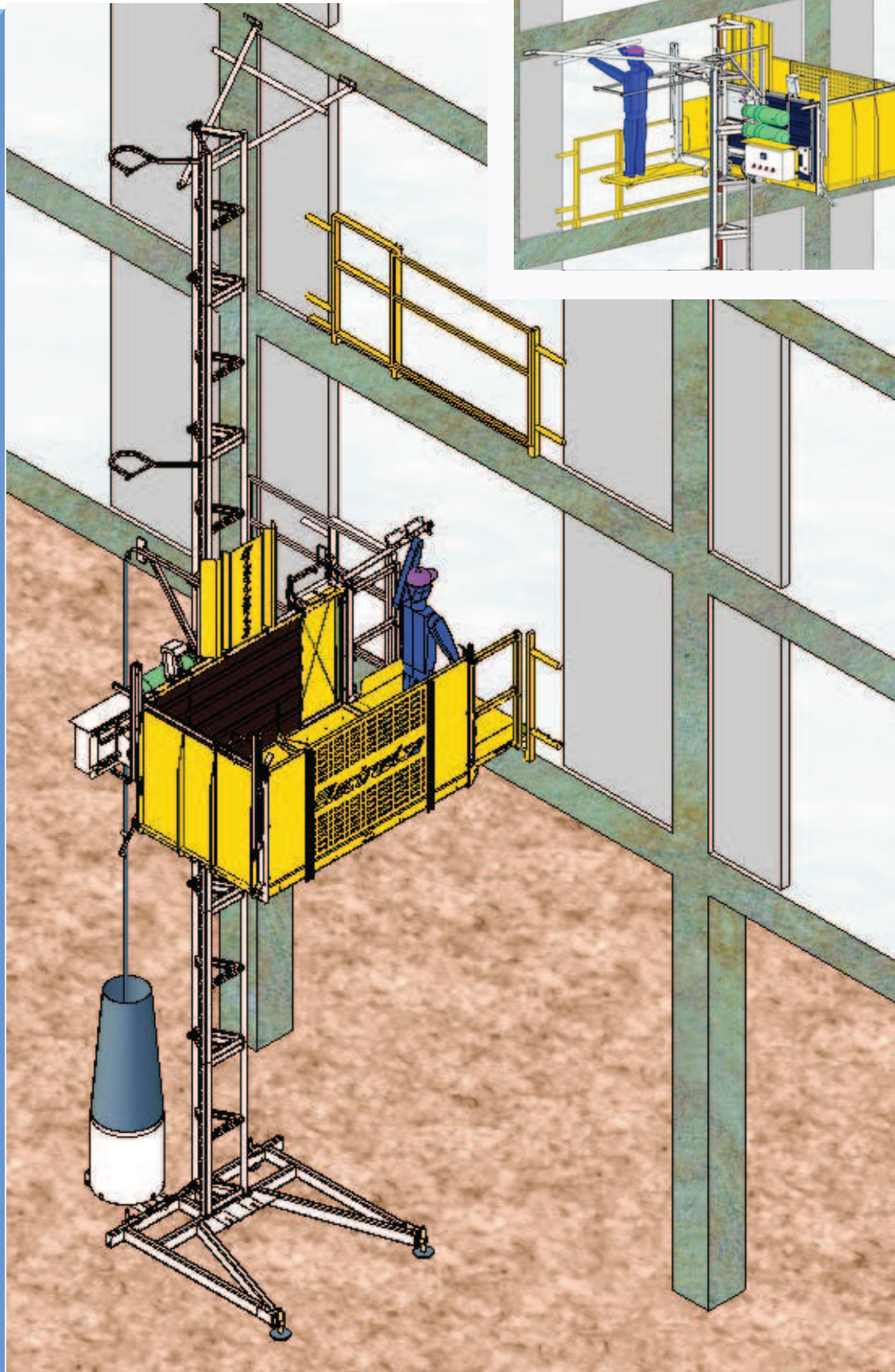
Intercambiabilità dei componenti  
Interchangeability of components



Quattro vitoni di livellamento  
Four levelling screw-jacks



Freno d'emergenza ad arresto progressivo  
Overspeed safety device with progressive stop



Платформи БГ  
Продажби и наем на подедни  
съоръжения  
гр. София, ул. Московска 27  
моб. номер 0877360060  
sales@platformi.bg www.platformi.bg

